

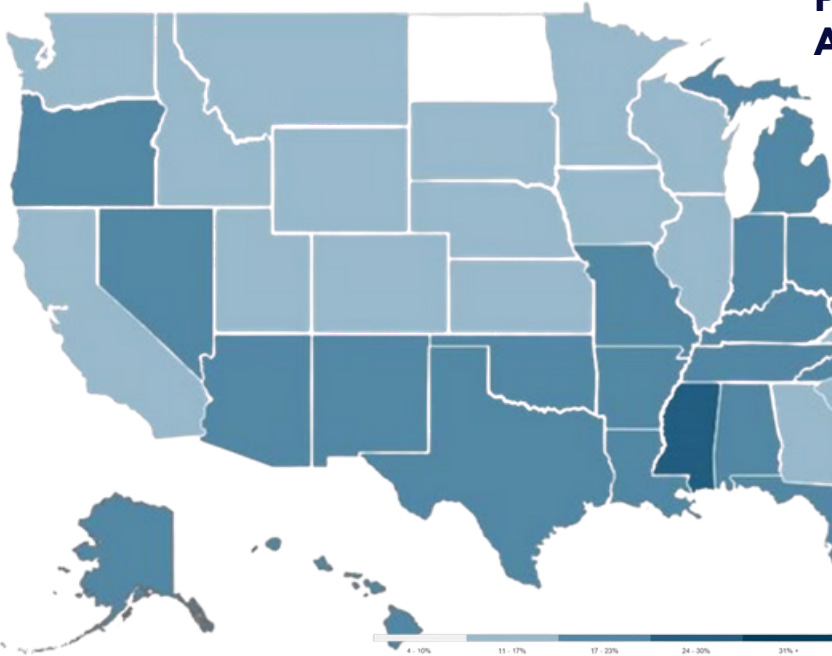
HUDSON VALLEY PATTERN *for* PROGRESS

The PULSE of the ECONOMY

EDITION 24 | NOVEMBER 25, 2020 | SPECIAL THANKSGIVING EDITION

As Thanksgiving is upon us, we thought we would find a graphic that shows food insecurity. It is not just the people that need help on Thanksgiving day or even the families that were thrust into being on long lines seeking food during Covid. Food insecurity is a problem that has plagued the United States for a long time. The richest country in the world yet millions are in need of not just food, but healthy food. The impact on our economy from food related health issues, ranging from malnutrition and obesity to diabetes is staggering. These were among the underlying co-morbidities during COVID. As we "Build Back Better", the equitable access and distribution to food needs to be incorporated.

Listen to Patterns & Paradigms | The Pattern Podcast - Episode 010: Food Insecurity in the Hudson Valley with Diane Serratore & Megan Larmer for a longer discussion of the issues



PROJECTED RATES OF FOOD INSECURITY AMONG OVERALL POPULATION IN 2020

According to Feedamerica.org, "The current crisis is likely to reverse the improvements that have occurred over the past decade, as millions of people are newly experiencing food insecurity, alongside those who were experiencing food insecurity before the COVID-19 crisis began. Nationally **more than 50 million people including 17 million children may experience food insecurity because of COVID-19.**"

For the breakdown by county go to www.feedingamericaaction.org/the-impact-of-coronavirus-on-food-insecurity

Source: feedingamerica.org/research/coronavirus-hunger-research

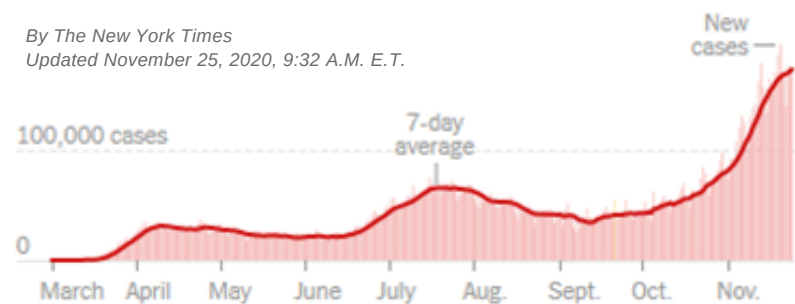
COVID IN THE U.S.A.: LATEST COUNT

	Total Reported	On Nov. 24	14-Day Change
Cases	12.6 M+	178,200	+43%
Deaths	259,845	2,216	+61%

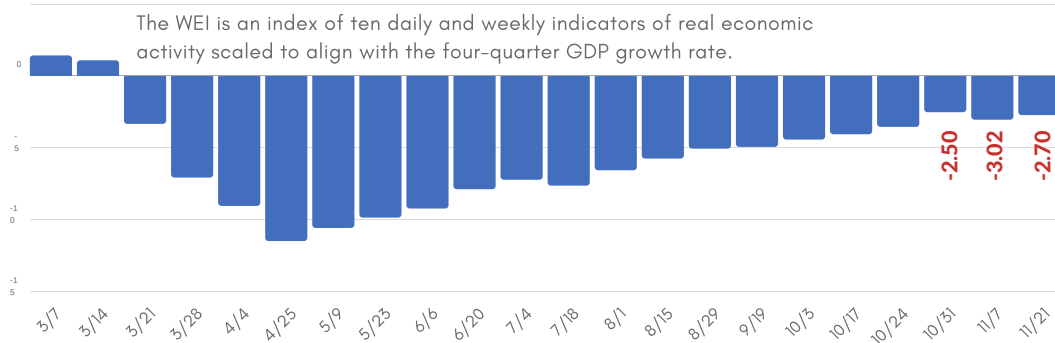
Source: <https://www.nytimes.com/interactive/2020/us/coronavirus-us-cases.html>

By The New York Times

Updated November 25, 2020, 9:32 A.M. E.T.



WEEKLY ECONOMIC INDEX (WEI) Over Recent Months | % (GDP Growth Units)



Source: Authors calculations based on data from Haver Analytics, Redbook Research, Rasmussen Reports, The American Association Railroads and Booth Financial Consulting

STOCK MARKET- DOW JONES

OPENING NUMBERS

29,437
November 20

30,058
November 25

621
↑