

# HUDSON VALLEY PATTERN *for* PROGRESS

## The PULSE of the ECONOMY

EDITION 73 | NOVEMBER 4, 2021

The Labor Force again takes up our attention this week.

If we are going to find workers we need to understand where they went.

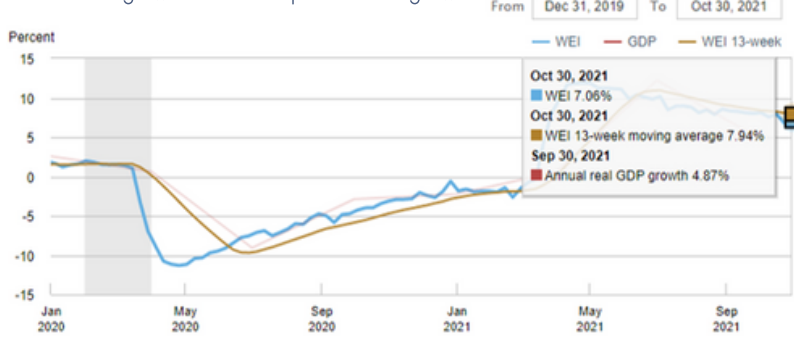
The Unemployment Rate is approximately back to where it was Pre-Pandemic. Pulse then provides three trends to help understand what happened to the work force. First we look at labor force participation rate for several groups, then we look at women and the impact childcare has had and finally, please take a minute to look at the video we have attached, as it is yet another way to explain what happened.

Stay Tuned.



### WEEKLY ECONOMIC INDEX (WEI)

The WEI is an index of ten daily and weekly indicators of real economic activity scaled to align with the four-quarter GDP growth rate.



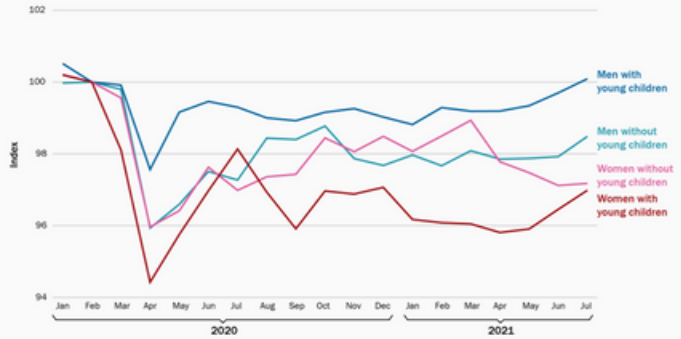
Source: Authors calculations based on data from Haver Analytics, Redbook Research, Rasmussen Reports, The American Association Railroads and Booth Financial Consulting

### THE RELATIONSHIP BETWEEN SCHOOL CLOSURES AND FEMALE LABOR FORCE PARTICIPATION DURING THE PANDEMIC

"Public K-12 schools are open now for the academic year, and instruction has returned to full-time in person, despite some disruptions due to outbreaks of the highly contagious COVID-19 delta variant (Burbio School Opening Tracker). The anticipation has been that with schools reopening, women with young children—who have disproportionately dropped out of and remained out of the labor force since the start of the pandemic—will return to the labor force. However, the small bit of evidence provided by the labor market data in September suggests that this is not the case, as the aggregate labor force participation rate roughly moved sideways and the rate for women ticked down. In this post, we speak to this question by examining the extent to which the switch to all-virtual and hybrid schooling during the pandemic impacted the labor force participation of women with young children."

Source: <https://www.brookings.edu/research/the-relationship-between-school-closures-and-female-labor-force-participation-during-the-pandemic/>

### Change in Labor Force Participation Rate, by Group

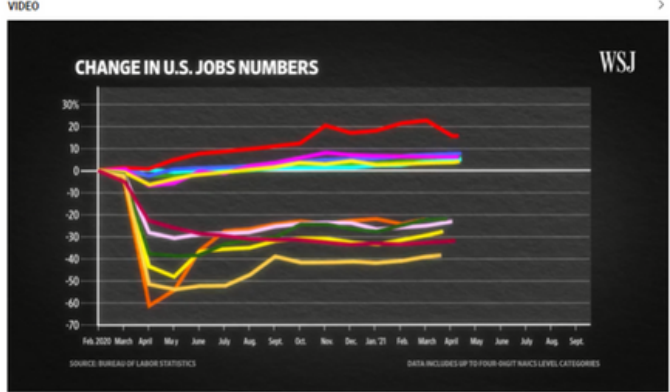


Source: CPS. Note: Prime-age, LFPR is not seasonally-adjusted. Values indexed to Feb. 2020. We define young children as those less than 15 years of age.



### THE GREAT LABOR SHIFT EXPLAINED IN ONE CHART/VIDEO

"The American workforce is rapidly changing. In August, 4.3 million workers quit their jobs, part of what many are calling "the Great Resignation." Here's a look into where the workers are going and why."



Source: <https://www.wsj.com/video/series/news-explainers/the-great-labor-shift-explained-in-one-chart/EDA0191D-5F10-40D8-BEDC-F1D762B687C8>



### Global Supply-Chain Problems Escalate, Threatening Economic Recovery

Shortages of components, surging prices of raw materials, transportation backups and pandemic lockdowns are squeezing manufacturers around the...

[https://www.wsj.com/articles/supply-chain-issues-car-chip-shortage-covid-manufacturing-global-economy-11633713877?mod=article\\_inline](https://www.wsj.com/articles/supply-chain-issues-car-chip-shortage-covid-manufacturing-global-economy-11633713877?mod=article_inline)